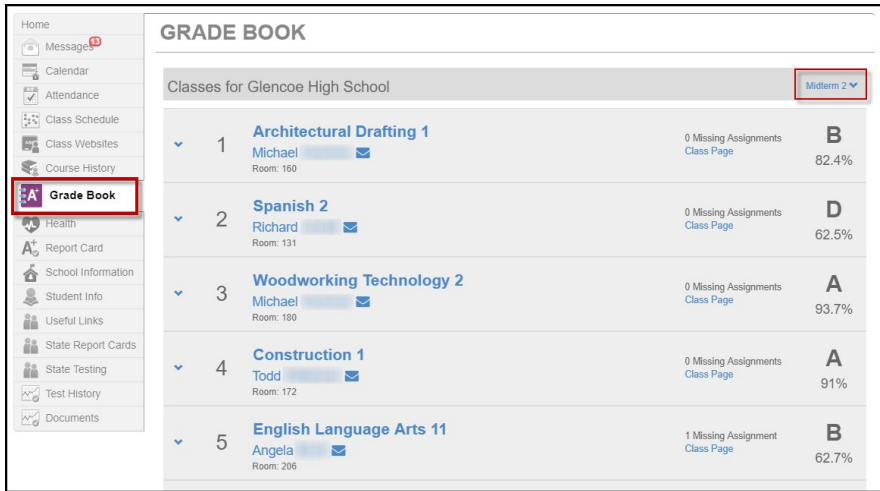
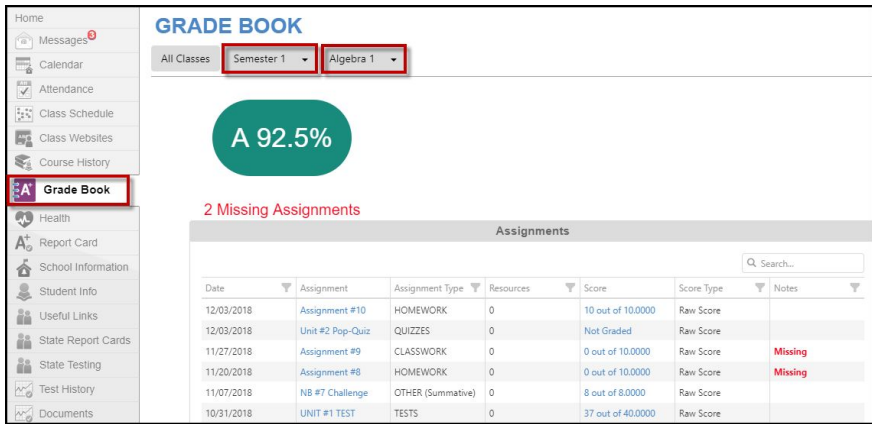


Frequently Asked Questions	Answers																																																	
Where can I find the link to ParentVUE?	A link is available which can be found on the Hillsboro School District website, under For Families, Parents/Guardians. https://myvue.cascadetech.org/hillsboro																																																	
How do I get a username and password to login to ParentVUE?	You must have the Activation Key that is supplied to you from your child's school. You will then be able to set up your own username and password. Make sure you are entering your name exactly the way it is entered in our student data system.																																																	
In which languages can I view ParentVUE?	ParentVUE is currently available in English and Español. Click on the English or Español link in the lower right corner.																																																	
How do I look at Grade Book information for my child's classes?	<p>Clicking on Grade Book on the left will open a list of all the classes.</p>  <p>To see more detailed information about the class, click the class name. At the top, you can select a different reporting period and another class to view.</p>  <table border="1" data-bbox="654 1812 1247 1959"> <thead> <tr> <th>Date</th> <th>Assignment</th> <th>Assignment Type</th> <th>Resources</th> <th>Score</th> <th>Score Type</th> <th>Notes</th> </tr> </thead> <tbody> <tr> <td>12/03/2018</td> <td>Assignment #10</td> <td>HOMEWORK</td> <td>0</td> <td>10 out of 10.0000</td> <td>Raw Score</td> <td></td> </tr> <tr> <td>12/03/2018</td> <td>Unit #2 Pop-Quiz</td> <td>QUIZZES</td> <td>0</td> <td>Not Graded</td> <td>Raw Score</td> <td></td> </tr> <tr> <td>11/27/2018</td> <td>Assignment #9</td> <td>CLASSWORK</td> <td>0</td> <td>0 out of 10.0000</td> <td>Raw Score</td> <td>Missing</td> </tr> <tr> <td>11/20/2018</td> <td>Assignment #8</td> <td>HOMEWORK</td> <td>0</td> <td>0 out of 10.0000</td> <td>Raw Score</td> <td>Missing</td> </tr> <tr> <td>11/07/2018</td> <td>NB #7 Challenge</td> <td>OTHER (Summative)</td> <td>0</td> <td>8 out of 8.0000</td> <td>Raw Score</td> <td></td> </tr> <tr> <td>10/31/2018</td> <td>UNIT #1 TEST</td> <td>TESTS</td> <td>0</td> <td>37 out of 40.0000</td> <td>Raw Score</td> <td></td> </tr> </tbody> </table>	Date	Assignment	Assignment Type	Resources	Score	Score Type	Notes	12/03/2018	Assignment #10	HOMEWORK	0	10 out of 10.0000	Raw Score		12/03/2018	Unit #2 Pop-Quiz	QUIZZES	0	Not Graded	Raw Score		11/27/2018	Assignment #9	CLASSWORK	0	0 out of 10.0000	Raw Score	Missing	11/20/2018	Assignment #8	HOMEWORK	0	0 out of 10.0000	Raw Score	Missing	11/07/2018	NB #7 Challenge	OTHER (Summative)	0	8 out of 8.0000	Raw Score		10/31/2018	UNIT #1 TEST	TESTS	0	37 out of 40.0000	Raw Score	
Date	Assignment	Assignment Type	Resources	Score	Score Type	Notes																																												
12/03/2018	Assignment #10	HOMEWORK	0	10 out of 10.0000	Raw Score																																													
12/03/2018	Unit #2 Pop-Quiz	QUIZZES	0	Not Graded	Raw Score																																													
11/27/2018	Assignment #9	CLASSWORK	0	0 out of 10.0000	Raw Score	Missing																																												
11/20/2018	Assignment #8	HOMEWORK	0	0 out of 10.0000	Raw Score	Missing																																												
11/07/2018	NB #7 Challenge	OTHER (Summative)	0	8 out of 8.0000	Raw Score																																													
10/31/2018	UNIT #1 TEST	TESTS	0	37 out of 40.0000	Raw Score																																													

How do I see my child's attendance record?

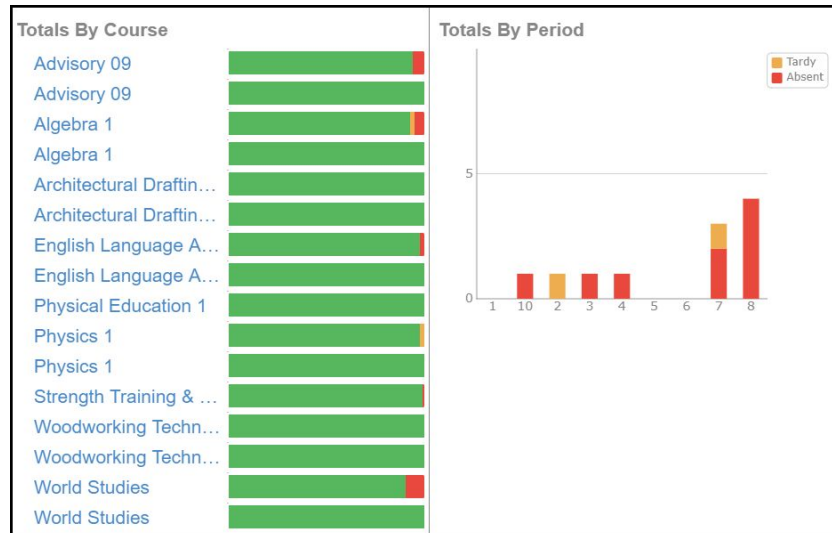
Click **Attendance** on the left side to view your child's attendance.

Click on a date in the Attendance calendar to view detail.

The screenshot shows the 'Attendance' section of a school portal. On the left is a navigation menu with 'Attendance' highlighted. The main area displays a calendar for September, October, and November 2018. The date 11/07/2018 is selected. Below the calendar is a table titled 'Attendance Detail' for Glencoe High School, Semester 1.

Period	Time	Course	Room	Teacher	Reason
Semester 1					
1	9:00 AM	Art 1 0515511	162	[Redacted]	Illness
2	10:31 AM	Construction 1 1700211	172	[Redacted]	Illness
3	11:58 AM	Adv Graphic Arts Studio 0516231	160	[Redacted]	Illness
4	2:05 PM	Drafting Technology 1 2110231	160	[Redacted]	Illness

Hover over a course in the **Totals by Course** section to view details. Click on the course for additional information. Click on **Attendance** to return to the main Attendance details.



Toggle **Detail** to on in the **Days of Attendance** section to view details.

The screenshot shows the 'Days of Attendance' section for Glencoe High School. A 'Detail: on' toggle is visible in the top right corner. Below is a grid showing attendance status for various dates from 10/19/2018 to 12/10/2018 across 10 periods. Icons represent Excused (green circle), Tardy (yellow circle), Unexcused (red square), Activity (green square), and Not Scheduled (grey circle).

Date	0	1	2	3	4	5	6	7	8	9	10
12/10/2018								Activity	Excused		
12/07/2018		Activity	Activity	Activity	Activity						
11/30/2018							Activity	Excused	Excused		
11/06/2018							Activity	Excused	Excused		
10/30/2018								Tardy			
10/26/2018									Activity		
10/24/2018					Excused						
10/19/2018								Excused	Excused		

Can I pull up my child's class schedule?

Click **Class Schedule** on the left. The schedule lists the period, course title, room name, and teacher for each class.

How do I look up my child's course history?

Click **Course History** on the left. This will display your child's graduation status, test requirements, and student course history received for all secondary years at all Hillsboro School District schools. Toggle **Detail** to **on** to view additional details.

Graduation Status *Class of 2020* Detail: on

Subject Area	Progress
AA, WL, CTE	100.0%
Career Development	0.0%
Economics	0.0%
Elective	80.0%
World Studies	100.0%
People and Politics	0.0%
Health	100.0%
US History	0.0%
Language Arts	50.0%
Mathematics	66.7%
Physical Education	100.0%
Science	66.7%
Senior Project	0.0%

Core Academic GPA: **3.19**
Rank: 132 out of 371

Unweighted HS: **3.53**
Rank: 118 out of 371

Weighted HS: **3.53**
Rank: 124 out of 371

Subject Area	Required	Completed	In Progress	Remaining
AA, WL, CTE	3.00	3.00	0.00	0.00
Career Development	0.50	0.00	0.00	0.50
Economics	0.50	0.00	0.00	0.50
Elective	5.00	4.00	4.50	0.00

Test Requirements Detail: on

Essential Skills Reading
2630 Meets Standard
04/20/2018

Essential Skills Math
2596 Below Standard
05/24/2018

Essential Skills Writing
2672 Meets Standard
04/20/2018

Student Course History Detail: on

Grade: 07

Course Title (ID)	Mark	Credit Attempted	Credit Completed
Evergreen Middle School Year: 2014 Term: S1			
7 Language Arts (9901111)	A	0.50	0.50
7 PE (990911)	A	0.50	0.50
7 Science (9908101)	A	0.50	0.50
7 Social Science (9905301)	A	0.50	0.50

What is the difference between Grade Book and Report Card screens?

The **Grade Book** screen allows you to keep track of your child's ongoing grades, assignments, and scores that have been posted in TeacherVUE Grade Book.

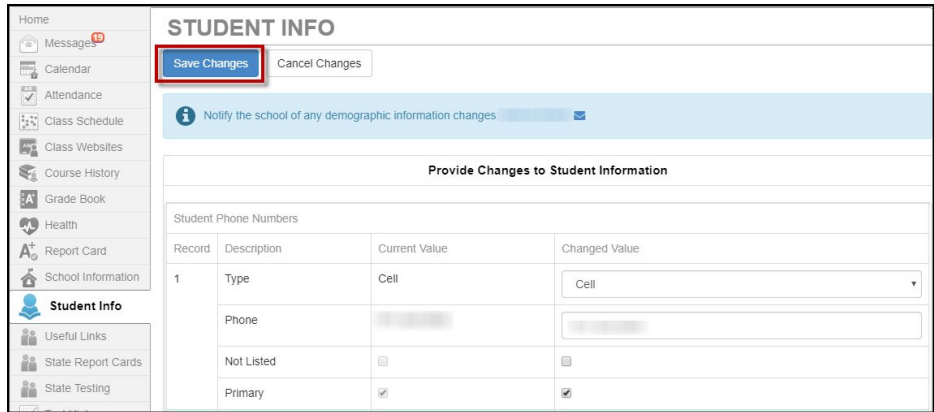
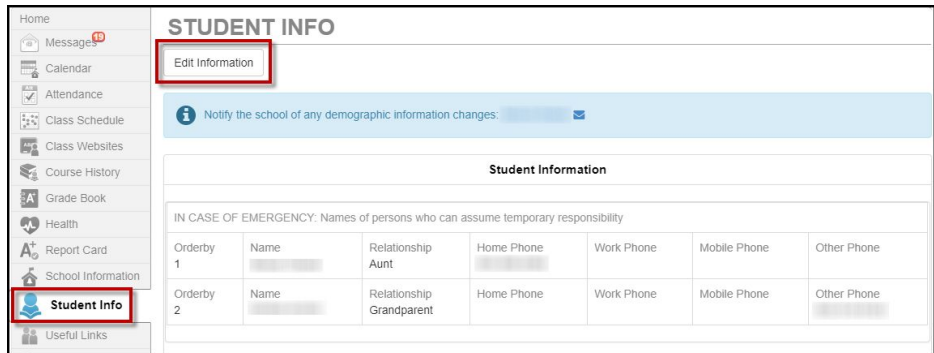
Report Card displays final grades when grading is complete.

Can I email my child's teachers from ParentVUE?

Go to **Class Schedule** and you will find an email icon next to teacher names.

How can I update student information?

Click **Student Information** on the left, then click on **Edit Information**. Edit student phone numbers, emergency contacts, and health conditions. Click **Save Changes** when updated. If you have a change of address, please contact your child's school.



Can someone else gain access to my child's information?

No. Each parent is assigned a unique Activation Key. This gives only you access to your child(ren)'s information. Using this key, you will create a unique username and password. Please ensure that you protect your username and password.

What do I do if I forgot my password?

At the login screen, click **Forgot Password**. Enter the email address that you have on file at your child's school. An email with a link to change your password will be sent to you.

How can my student access their grade book information?

Your child can access StudentVUE by opening any web browser or open the mobile app and go to <https://myvue.cascadetech.org/hillsboro>, click on **I am a student >>**, enter their school username and password.

<p>Can I access ParentVUE on my phone?</p>	<p>Yes. Download the ParentVUE app and login through there.</p> <p>Download the ParentVUE app from the iTunes Store: https://itunes.apple.com/us/app/parentvue/id412054615</p> <p>Download the ParentVUE app from Google Play: https://play.google.com/store/apps/details?id=com.FreeLance.ParentVUE</p> <p>Enter 97124 as the zip code in the search field.</p>
<p>Why is my app is not working on my phone?</p>	<p>Check in your mobile app store for an updated version of the ParentVUE app. Also, check your compatibility in the ParentVUE app.</p>
<p>What if I need technical support?</p>	<p>If you have questions, or would like assistance, please contact your child's school office.</p>